

# PHOTONTEK

HORTICULTURAL LIGHTING

# X 600W PRO

## FULL-SPECTRUM LED

The **P-tek X 600W PRO** Only the highest-grade materials and components are used in P-TEK's LED fixtures. P-TEK fixtures have industry-leading performance, delivering safe, dependable light.

2.7  
μmol

/ J EFFICIENCY



**5** YEAR  
WARRANTY

# X 600W PRO

## FULL-SPECTRUM LED

**EFFICACY** 2.7  $\mu\text{mol}/\text{l}$

**PPF** 1620  $\mu\text{mol}/\text{s}$

**INPUT VOLTAGE** 120-270V

**POWER CONSUMPTION** 600W

**COVERAGE AREA** 4' x 4' - 5' x 5'

**APPLICATION** Multi-layer, Room, Tent

**WATERPROOF & DUSTPROOF** IP65

**LIFETIME (LED BARS)** 60 000 hrs

**LIGHT DISTRIBUTION** 120°

**LIGHT SOURCE** Osram & Lumileds Philips Diodes

**DIODES RATIO** Red 15%, White 85%

**DIODES EFFICIENCY** Osram Dark Red 660NM 3.3  $\mu\text{mol}/\text{l}$ ;  
Lumileds Philips White 2.9  $\mu\text{mol}/\text{l}$

**DIMMABLE** OFF-25%-50%-75%-100%  
with 0-10V Light Dimmer (Included)

**EXTERNAL CONTROL** P-TEK Digital Controller

**WEIGHT** 29.76 Lbs

**DIMENSIONS** 42.95" x 46.55" x 2.04"

**SPECTRUM** Full Spectrum

**THERMAL MANAGEMENT** Passive

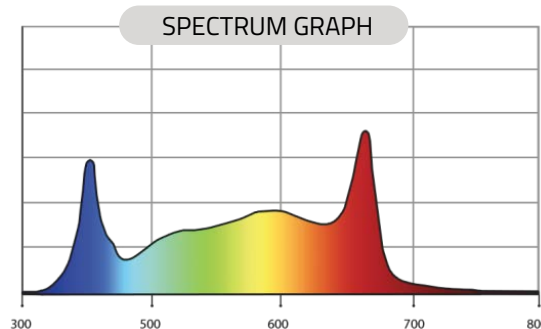
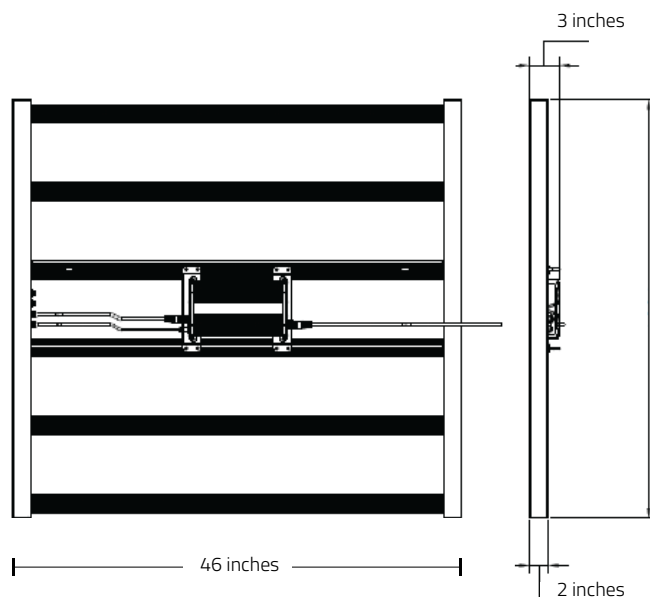
**BTU** (With Driver Attached): 2115 BTUs/h  
(With Driver Remote): 2047 BTUs/h

**POWER FACTOR** >0.95

**DRIVER LOCATION** Fixed in structure or detachable  
for remote use (Extension Cables  
Sold Separately)

**WARRANTY** 5 Years

**CERTIFICATIONS** FCC, CSA, IC, IP65



### INPUT CURRENT (A/W) PER DIMMING RANGE

POWER (DIMMING)	25%	50%	75%	100%
AMPS	0.65	1.3	1.96	2.61
WATTAGE	150W	300W	450W	600W



### FULL CONTROL

P-tek Pro LED Fixtures can be fully controlled with either the P-tek Digital Controller or with any other Control System that utilises 0-10V output signal.

### ITEMS INCLUDED IN THE BOX:

- 6 x P-TEK 100W Full-Spectrum Magnet LED Bars
- 1 x P-TEK 600W Driver with Connecting Cables
- 1 x LED Structure with Connecting Cables
- 1 x Power Cable (NEMA 5-15P Plug for 120V)
- 1 x 0-10V Light Dimmer + Velcro
- 2 x Metal Cable Hangers
- 1 x Manual

# PPFD: PHOTOSYNTHETIC PHOTON FLUX DENSITY ( $\mu\text{mol}/\text{m}^2/\text{s}$ )

ALL TESTS CONDUCTED WITH 100% DRIVER POWER

## FACTORS THAT CAN INFLUENCE PPFD TESTS

- TEST EQUIPMENT.
- LAMP BEADS DEVIATION
- AMBIENT TEMPERATURE DEVIATION
- PC COVER TRANSMITTANCE DEVIATION
- POWER SOURCE EFFICIENCY DEVIATION
- REFLECTION CONSIDERED OR NOT

## RECOMMENDED PPFD ( $\mu\text{mol}/\text{m}^2/\text{s}$ )

PLANT	SEED	CLONES	VEGETATIVE	FLOWERING
CANNABIS	100-300	75-150	300-550	650+
TOMATOES	150-350	75-150	350-550	650+
CUCUMBERS	100-300	--	300-550	650+
PEPPERS	150-350	--	300-550	650+

## P-TEK X600W PRO PPFD MAPS

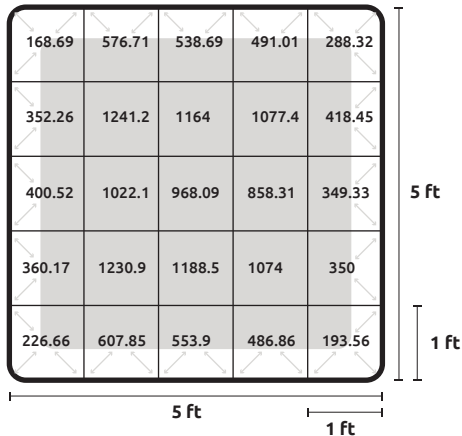
- TEST AREA 5' X 5'
- TEST POINTS 25
- TEST EQUIPMENT INTEGRATING 2 METER SPHERE & EVERFINE PLA20
- AMBIENT TEMPERATURE 25°
- HEIGHT FROM CANOPY 5.9", 11.8", 19.7", 39.4", 59"
- REFLECTION 0%

HEIGHT TO TEST POINT 5.9"

CANOPY AVERAGE PPFD

4'x4: 1091.61  $\mu\text{mol}/\text{m}^2/\text{s}$

5'x5: 647.5  $\mu\text{mol}/\text{m}^2/\text{s}$

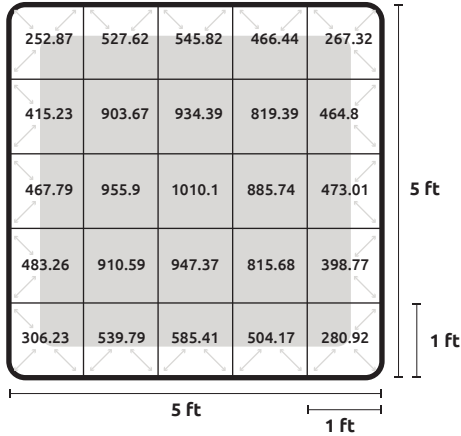


HEIGHT TO TEST POINT 11.8"

CANOPY AVERAGE PPFD

4'x4: 909.20  $\mu\text{mol}/\text{m}^2/\text{s}$

5'x5: 586.59  $\mu\text{mol}/\text{m}^2/\text{s}$

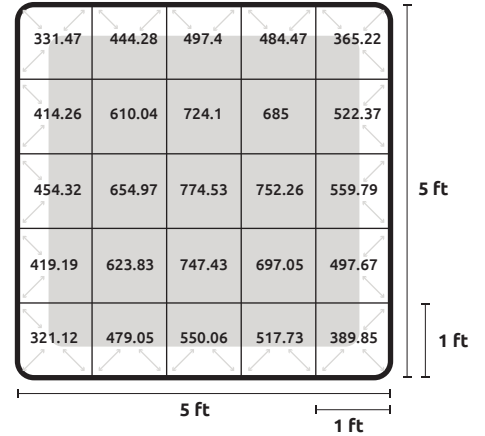


HEIGHT TO TEST POINT 19.7"

CANOPY AVERAGE PPFD

4'x4: 696.57  $\mu\text{mol}/\text{m}^2/\text{s}$

5'x5: 541.018  $\mu\text{mol}/\text{m}^2/\text{s}$

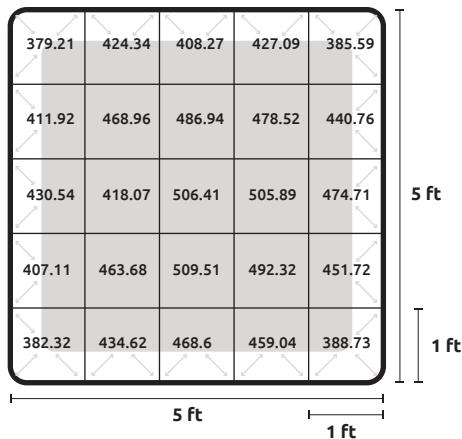


HEIGHT TO TEST POINT 39.4"

CANOPY AVERAGE PPFD

4'x4: 481.14  $\mu\text{mol}/\text{m}^2/\text{s}$

5'x5: 444.59  $\mu\text{mol}/\text{m}^2/\text{s}$



HEIGHT TO TEST POINT 59"

CANOPY AVERAGE PPFD

4'x4: 394.73  $\mu\text{mol}/\text{m}^2/\text{s}$

5'x5: 361.45  $\mu\text{mol}/\text{m}^2/\text{s}$

