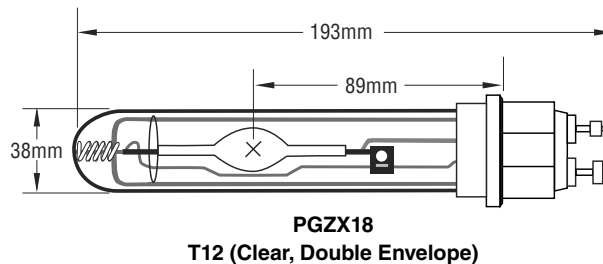


Description	<p>Ceramic metal halide lamp for plant growth</p> <p>Spectral distribution optimized for photosynthesis efficiency</p> <p>Blue output for healthy plant growth and robustness</p> <p>Ceramic μmol output within the PAR spectral range (Photosynthesis Active Radiation)</p> <p>Economic (long average life, high μmol output, low energy consumption)</p> <p>Easy lamp change</p>
Application	Efficient growth lighting in professional greenhouses.

Specifications

CMH-315W/942/AGRO Product No. 5002537



Performance Data

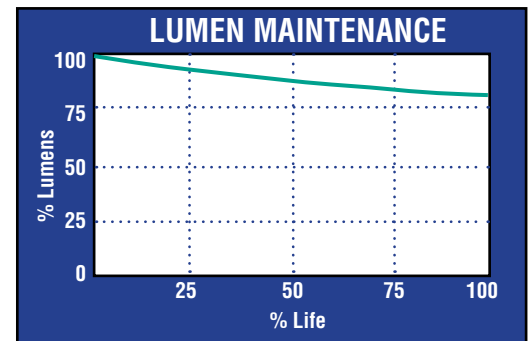
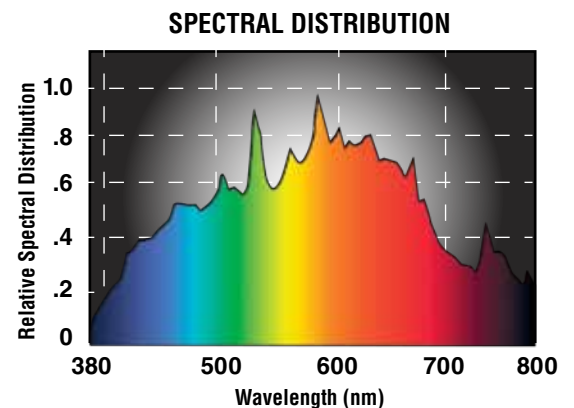
Light Output (Lumens @ 100 Hours)	32000
Lumens per Watt	100
Rated Life (Hours @ 10 Hour/Start)	15000
Correlated Color Temperature (K)	4200K
Color Rendering Index (CRI) or (Ra)	≥ 95
Typical Hot Restart Time (Minutes)	6-8
Burning Position	BU $\pm 90^\circ$

Physical Data / Requirements

Max. Base Temperature ($^\circ\text{C}$)	250
Max. Bulb Temperature ($^\circ\text{C}$)	350
Luminaire Type	Open/Enclosed

Lamp Electrical Data / Requirements

ANSI Standard Ballast	C182/O or Electronic
Lamp Wattage (W)	315W
Lamp Operating Voltage (V)	100V
Lamp Operating Current (Amps)	3.15A
Min. Open Circuit Voltage (RMS)	198V
Min. - Max. Starting Pulse (Peak KV)	4-5.0
Min. Pulse Width @ 2700V (Microseconds)	1.9
Min. Pulse Rate per $\frac{1}{2}$ Cycle	-
Pulse Position (Electrical Degrees)	-



Note: The specifications contain data about typical performance on 60Hz sine wave ballast at normal power. Actual values may depend on ballast and applications. (Nominal color temperature is based on horizontal operation of the lamp. Off-horizontal positions will result in warmer color temperatures).