

# Technical Specifications

Natufia One V1.0 [imperial, (metric)]



## TECHNICAL DETAILS

DIMENSIONS	L 15.74" (400mm) x W 15.74" (400mm) x H 15.82" (2055mm)
PACKAGING DIMENSIONS	19.7" (50 cm) x 19.7" (50 cm) x 19.7" (50 cm) / 22lbs (10 Kg) and 1.97" (5 cm) x 1.97" (5 cm) x 78.7" (200 cm) / 2.2 lbs (1Kg)
WEIGHT	Standalone weight 55 lbs (25 kg) Operational weight 100 lbs (45 kg)
MATERIALS	Stainless steel, glass, PP, PS

## ENERGY USAGE

AVERAGE TOTAL ANNUAL CONSUMPTION	220 kWh
POWER SUPPLY	Input 100-240 V 50/60 Hz US/EU/UK power plug
POWER CONSUMPTION IN OFF MODE	0.8 W
POWER CONSUMPTION IN ON MODE	23.6 W
MAIN FUSE	1 A
INTERNAL VOLTAGE	24 V

## WATER USAGE

WEEKLY WATER CONSUMPTION	2.6 gal (max. 10 L)
TANK SIZE	5.3 gal (20 L)
WATER / DRAINAGE CONNECTION	None

## PLANT GROWTH MAIN DATA

AMBIENT EXT. TEMPERATURE	Room temperature
POTS FOR PLANTS	22
NURSERY CAPACITY	26 seed pods
NUTRIENT CONSUMPTION	approx. 1 bottle every 3 months
PLANT GROWTH TIME	10 to 140 days

## CONTROL & ALERT SYSTEM


REMOTE (USER / SERVICE CENTER)	Via web app
--------------------------------	-------------

## MAINTENANCE

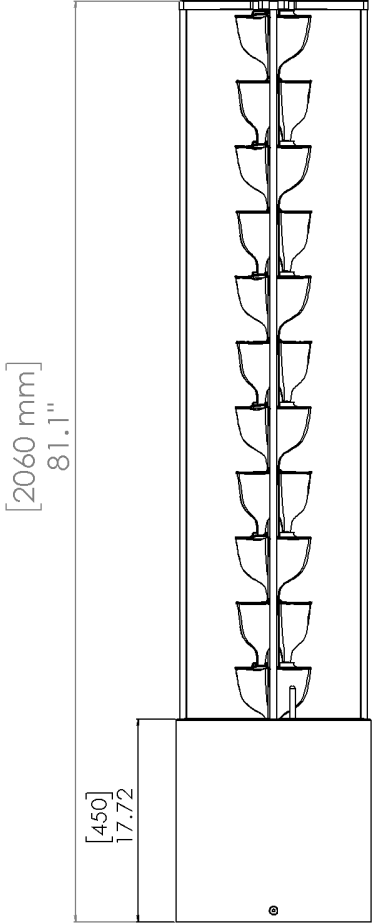
WATER REFILL	Weekly
CLEANING	Monthly

Machine Dimensions

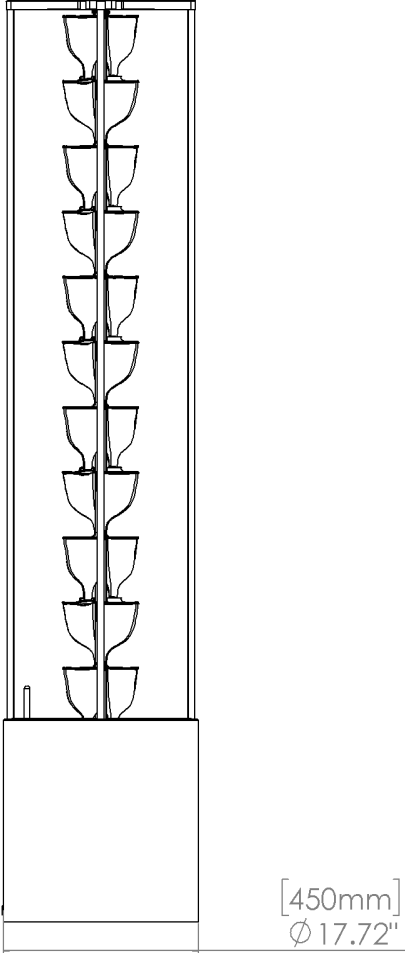
---



TOP VIEW



SIDE VIEW



FRONT VIEW

Machine 3D View

---

