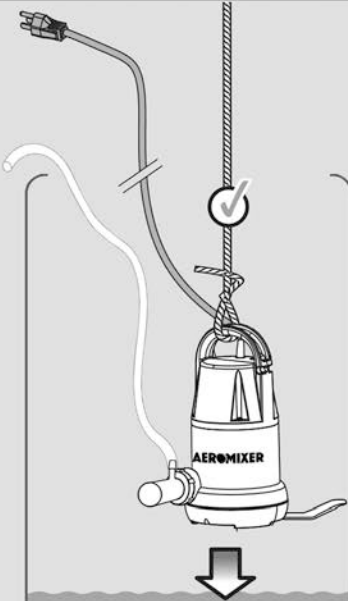


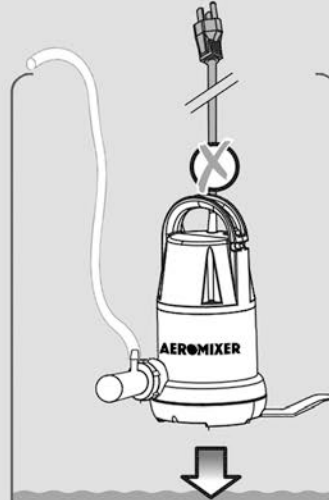
# PLACEMENT

1



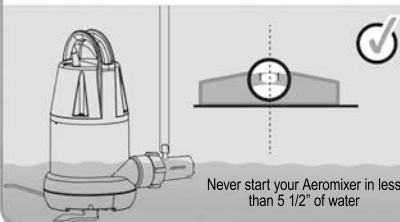
For ease of set up, place Aeromixer in an empty tank. Fill with at least 5 1/2" of water before powering on.

**DO NOT LOWER BY CORD**



2

**PLACE BOTH TIPS OF STABILIZING FOOT AGAINST SIDEWALL OF TANK**



Never start your Aeromixer in less than 5 1/2" of water

**AEROMIXER SHOULD SIT FLAT ON THE BOTTOM OF THE TANK**

