

FORMULATED BY MEDICAL GROWERS.





DESIGNED FOR MEDICINAL PLANTS.

P U R E S C R I P T I O N

WELL ROOTED CLONES OR SEEDLINGS






PER GALLON	WEEK 1	WEEK 2
 GROW	1/2 TSP	1/2 TSP
EC (MS/CM)	0.9 EC	0.9 EC
PPM (500 SCALE)	450 PPM	450 PPM

VEGETATIVE STAGE

PER GALLON	WEEK 1	WEEK 2	WEEK 3	WEEK 4
 GROW	1 TSP	1 TSP	1 1/4 TSP	1 1/4 TSP
 CAL/MAG	-	-	-	1/2 TSP
EC (MS/CM)	1.9 EC	1.9 EC	2.4 EC	2.8 EC
PPM (500 SCALE)	900 PPM	900 PPM	1200 PPM	1350 PPM



FLOWERING STAGE

PER GALLON	WEEK 1	WEEK 2	WEEK 3	WEEK 4	WEEK 5	WEEK 6	WEEK 7	WEEK 8
 GROW	1/2 TSP	-	-	-	-	-	-	FLUSH
 BLOOM	3/4 TSP	1 1/4 TSP	1 1/4 TSP	1 1/2 TSP	1 1/2 TSP	1 1/2 TSP	1 1/2 TSP	FLUSH
 CAL/MAG	1/2 TSP	1/2 TSP	1/2 TSP	-	-	-	-	FLUSH
 BOOST	-	1/2 TSP	1/2 TSP	1/2 TSP	1/2 TSP	1/2 TSP	-	FLUSH
 CARBOFLUSH	-	-	-	-	-	-	3/4 TSP	3/4 TSP
EC (MS/CM)	2.3 EC	2.6 EC	2.6 EC	2.6 EC	2.6 EC	2.6 EC	2.2 EC	
PPM (500 SCALE)	1150 PPM	1300 PPM	1300 PPM	1300 PPM	1300 PPM	1300 PPM	1100 PPM	



LOTUS
PREMIUM PLANT NUTRIENTS

L O T U S N U T R I E N T S . C O M