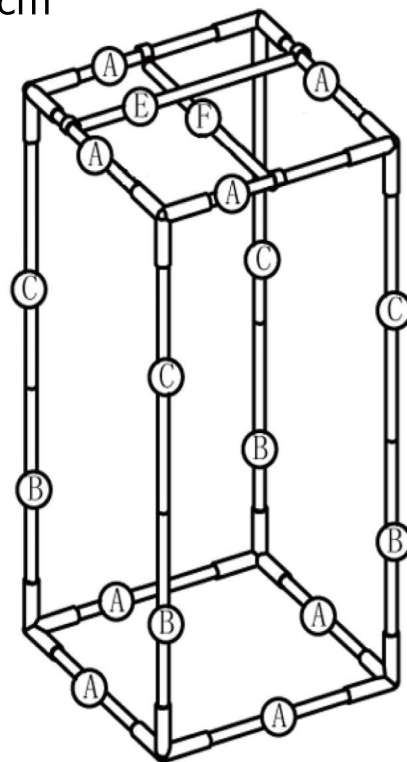
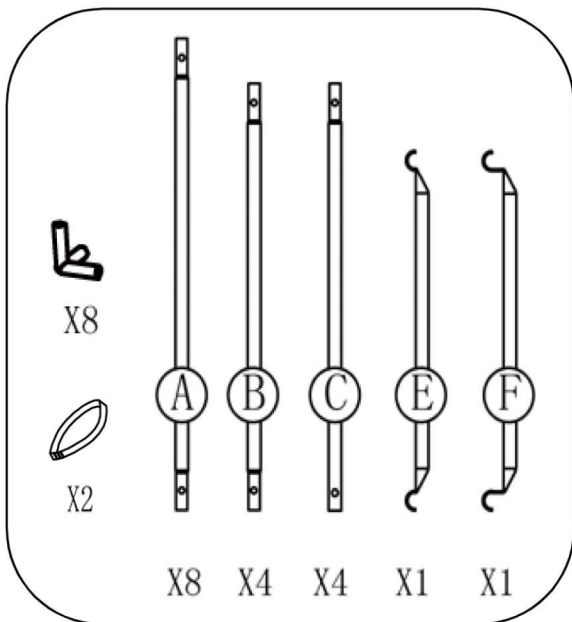




HYDROPOLIS 3x3+ GROW TENT

Dimensions: 41.34 in X 41.34 in X 78.74 in
105 cm X 105cm X 200cm



1.



UNZIP TENT AND SET FRAME INTO TENT FLOOR

2.



PULL TENT SKIN OVER FRAME AND ZIP UP SIDES

3.



ATTACH SUPPORT BARS E & F TO THE TOP OF THE FRAME

4.



PLACE FLOOR LINER ON TENT FLOOR AND ATTACH TO TENT CORNERS

5.



ZIP UP PANELS. YOUR TENT IS READY FOR LIGHTS, VENTILATION, AND PLANTS!

CONNECTIONS

FIGURE A

MALE

FEMALE

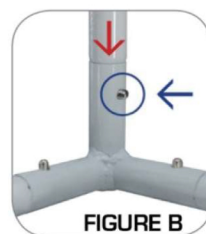


FIGURE B

1. Depress chrome nipples and insert male connectors into female receiver slots.
2. Allow chrome nipples to lock into place through female connectors.