

# SUN SYSTEM<sup>®</sup>

## REFLECTOR SETUP Technical Information Guide

### IMPORTANT PRODUCT INFORMATION READ IMMEDIATELY

**KEEP ORIGINAL PACKAGING – ALL RETURNS NEED TO BE IN THE ORIGINAL PACKAGING IN ORDER TO AVOID PRODUCT DAMAGE DURING SHIPPING. ANY DAMAGE TO PRODUCTS NOT IN THEIR ORIGINAL PACKAGING WILL NOT BE COVERED UNDER WARRANTY.**

#### SAFETY FIRST!

FAILURE TO OBSERVE THE FOLLOWING SAFETY WARNINGS MAY RESULT IN SERIOUS INJURY. IN ADDITION, FAILURE TO OBSERVE THESE SAFETY WARNINGS WILL RESULT IN A WAIVER OF ALL LIABILITIES ON SUNLIGHT SUPPLY<sup>®</sup>, INC. AND WILL VOID ALL WARRANTIES.

#### WARNING:

- If the exterior of the lamp is damaged, replace lamp immediately.
- Disconnect power before re-lamping.
- When re-lamping, make sure lamp has time to cool before touching.
- Make sure power cord and lamp cord are connected properly.
- Do NOT hang by power cord or lamp cord.
- Do NOT make contact with the interior of the socket while the power is on.
- Do NOT operate the light systems in wet locations.
- Do NOT attempt to open, rewire or reconfigure any components of the light system. It will void the warranty and could cause serious injury or death.
- These products operate at very high temperatures. Keep away from children.
- Do not plug or unplug a lamp cord while the ballast is turned on.
- Glass bottom lens required in reflectors when using metal halide (MH) lamps for ETL listing to apply (fixture must be fully enclosed).  
Not required with high pressure sodium (HPS) lamps.

#### BULB INFORMATION: Proper Bulb Care

Always unplug your ballast and allow your lamp to cool before changing out your lamp. Lamps should be changed out about every year of continuous use to maintain maximum lumen output. Running a lamp beyond its expected life is not recommended and can cause lamp failure as well as a shift in the output & color spectrum.

#### REFLECTOR SETUP:

1. See **(fig. 1a)** for attaching the socket on Cone and Parabolic reflectors which do not include the socket. Socket assemblies for these reflectors are sold separately. Choose from Product No. 903055 or 903060 **(fig. 1b)**.
2. Some reflectors include/accept glass. If the frame is damaged or glass breaks it may be possible to purchase replacement glass or the glass/frame assemblies separately. Typically people use glass to control air movement through the reflector during air cooling. This also protects/contains the environment of your grow area. Glass is not required when using HPS lamps for the ETL listing to apply. It is required for MH lamps for this listing to apply. The glass installation process will vary by reflector type. It is a simple process for all Sun System<sup>®</sup> reflectors and is many times factory installed.
3. Use an eye bolt or some other means of securely hanging from the ceiling.
4. V-Hangers used to hang the fixture are included with most reflectors **(fig. 2)**.
5. SunLifts<sup>®</sup>, #701125, Grow Yo Yo's, #710129, SunGrips<sup>®</sup>, #710114 **(Fig. 3)** or jack chain.  
#350205 may be used to adjust the hanging height.




Fig. 1a




Fig. 1b



Fig. 2

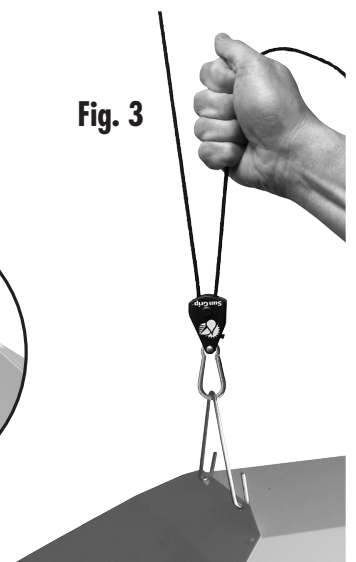


Fig. 3

## REFLECTOR MOUNTING HEIGHTS

A general guideline for the proper hanging height of an H.I.D. lamp would be 12"- 48" depending on wattage and fixture type (see below). Make sure to check for excessive heat at the top of your plants by placing your hand (palm down) over your plants. If the top of your hand is hot, you need to move your fixture up higher. If the light source is too close to your plants, you can burn them. Remember that as your plants grow you will need to adjust the height of your lamp.

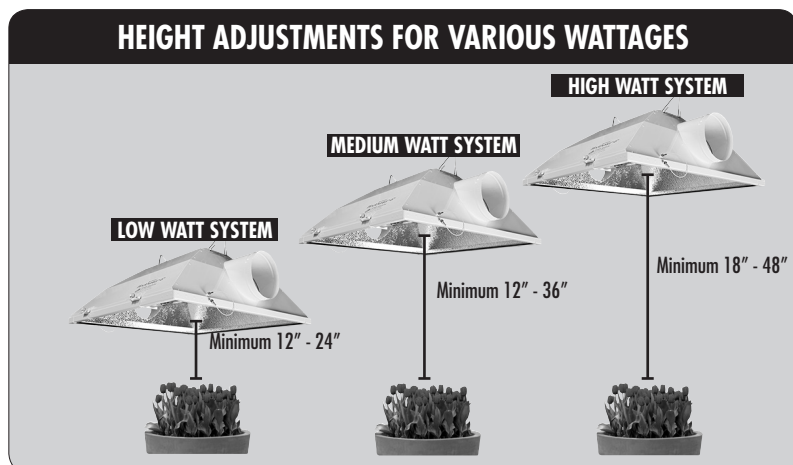
*Please keep in mind that the latest air-cooled reflectors allow you to place higher wattage fixtures closer to plants than was possible in the past.*

When you raise the light up & away from your plants, you need to be aware that the light levels to your plants will be significantly reduced. As light moves away from its source (the lamp) it diminishes as follows:  $1/\text{Distance}^2$ . **For example:** 1 ft. = 1000 FTC, 2 ft. = 250 FTC, 3 ft. = 111 FTC, 4 ft. = 63 FTC, 5 ft. = 40 FTC, and 6 ft. = 28 FTC (FTC = foot candle).

## COVERAGE AREA:

A fluorescent fixture can be placed much closer to plants than an H.I.D. fixture because it produces very little heat. You should place your fluorescent lights as close to the tops of your plants as you can without excluding the outside perimeter of your garden.

## H.I.D. AVERAGE COVERAGE AREA BY WATTAGE



150 watts covers approximately 2' x 2' area  
250 watts cover approximately 3' x 3' area  
400 watts covers approximately 4' x 4' area  
600 watts covers approximately 6.5' x 6.5' area  
1000 watts covers approximately 8' x 8' area

*This is a general guide. Some advanced growers will use a 1000 watt fixture over a 4'x4' area. Proper air cooling & environmental controls will need to be used. Consult an Authorized Dealer for advice on choosing & installing your fixture.*

## WARRANTY SERVICE: Please read warranty information first

If after troubleshooting problems the light will still not work, you should return the light to the dealer where you purchased it. They will be able to further evaluate the light and test its various components and quite possibly will be able to identify and/or fix any problems. Often the problem is as simple as a defective lamp. If the dealer is unable to fix the light, they will return it to us for factory repair. Many dealers have loaner fixtures that you may check out until yours is returned (usually not more than 7-10 days).

To locate the dealer nearest you, visit our website at [www.sunlightsupply.com](http://www.sunlightsupply.com) and complete the "Dealer Search". If there are no dealers in your area, you may contact us directly for technical support. If we cannot help you resolve the problem over the phone, we will issue you a RMA # (return merchandise authorization) authorizing you to return the system to us for factory reconditioning (if the unit is under warranty). You will need to provide an email address or fax number so that the Authorization Form may be sent to you. You will need to include this Authorization Form in the packaging when returning your Sun System® unit. Also please write the RMA # on the outside of the box.

**Please package the light carefully in its original packaging. If it is damaged in shipment we will not be responsible.**

Once we receive the light back, we will repair it within 48 hours (business) and return it to you via UPS Ground. If the unit cannot be repaired, a replacement will be sent. If there are no replacements available, a comparable unit will be sent back.

**IMPORTANT:  
PROOF OF PURCHASE REQUIRED FOR RETURNS**

## Sun System Reflectors = 5 Year Warranty

**Returning Units: Please contact your retail store for returns.**

## WARRANTY INFORMATION:

Sunlight Supply®, Inc. warrants to the original purchaser of this product against defects in material and workmanship under normal use for 5 years. During the warranty period, Sunlight Supply®, Inc. will, at our option, and without charge, repair or replace this product if the unit or any of its components fail or malfunction.

This warranty is expressly in lieu of all other warranties, expressed or implied, including the warranties of merchantability and fitness for use and of all other obligations or liabilities on the part of the seller. This warranty shall not apply to this product or any part thereof which has been damaged by accident, abuse, misuse, modification, negligence, alteration or misapplication. Sunlight Supply®, Inc. makes no warranty whatsoever in respect to accessories or parts not supplied by Sunlight Supply®, Inc. This warranty shall apply only to the United States, including Alaska, Hawaii and territories of the United States.

**NOTE:** Sunlight Supply®, Inc. is a manufacturer of supplementary lighting systems. All sales offerings to the public are done through a nationwide group of dealers. No sales offerings will be made directly to the general public.



[www.sunlightsupply.com](http://www.sunlightsupply.com)

Sunlight Supply®, Inc.

National Garden Wholesale®

